

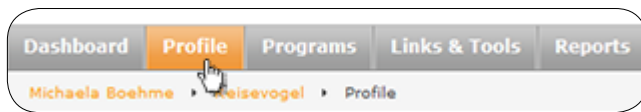
## MARKETPLACE HELP SHEET

### Using the zanox marketplace for the first time?

Here you can see at a glance how to get started in the zanox marketplace.

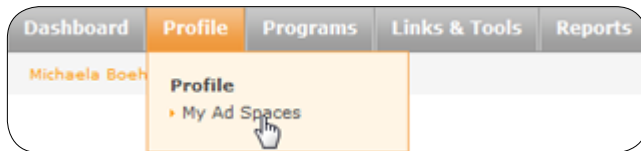
#### (1) Publisher profile

Create a comprehensive profile to engage advertiser to work with you.



#### (2) Ad spaces

Add the website you want to use to promote advertiser products and verify it.



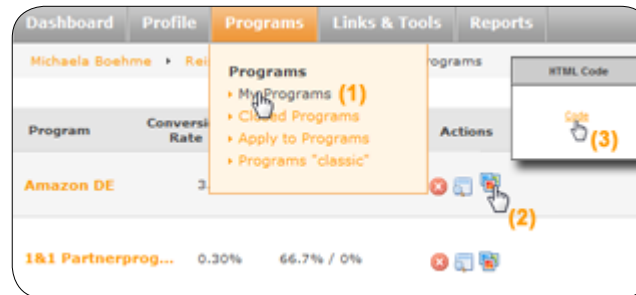
#### (3) Advertiser programmes

Find new programmes you want to promote and send join requests.



#### (4) Ad media

Get banners and links  to put on your website.



#### (5) Products and incentives

Get products and voucher codes to put on your website.



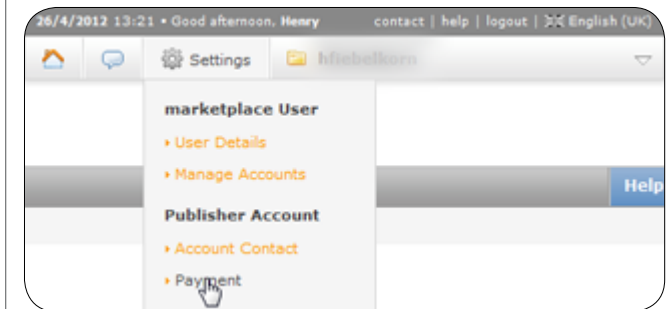
#### (6) Reports

Run reports to see how your programmes are performing.



#### (7) Payments

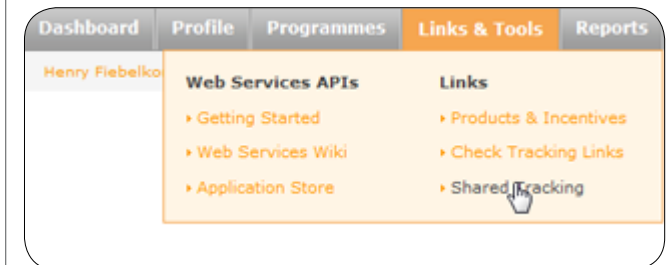
Authorise your credit notes and receive your confirmed commissions.



### For advanced publishers

#### (8) Real-time tracking

Piggyback your own tracking and get notified about leads and sales in real-time.



#### (9) Web Services API

Get your Web Services credentials and start automating processes via the Web Services API.

